

Business Intelligence

Creating actionable insights



5M
Sensors installed

Up to **90%**
Lighting energy savings

1000+
Customer installations

60
Countries

2M
Tons of total CO₂ reduction

New age of data for built environments

The availability of time-series data from an array of smart sensors and occupant-contributed actions has ushered in new ways of understanding human and space interactions.

These new data categories come from a variety of sources, but all contribute to a refined understanding of movement, preferences, and trends within workspaces.

- **Embedded lighting sensors:** Detect occupancy levels, heat, and light, contributing data at high levels of frequency
- **People counting sensors:** Determine numbers of individuals within spaces with time stamps
- **Desk sensors:** Determine if and when desk locations are occupied
- **Application interactions:** Capture all manner of occupant activities, including room/desk reservations, temperature control requests, and space preferences

Driving business value from data

Managing, organizing, and correlating large volumes of building and human interactive data requires a secured and extendable data platform, especially when information is being gathered across geo locations and campuses.

Additionally, understanding how human and building data is related is an essential component to deriving the maximum business insight from mining the information.

Enlighted provides standard templates as part of portfolio offerings that bring immediate value to enterprise leaders via Data Services offerings.

However, some organizations require new ways of examining data and combining with other internal data sources to create the most compelling business decisions. In these instances, Enlighted's Business Intelligence provides custom reports and dashboard to fulfill these unique business needs.



Enlighted features such as utilization insights and the ‘Space Traits’ help building managers understand how their workspaces are being used. As businesses return to the office, these tools enable building and portfolio managers to make more informed real-estate decisions, optimizing space usage whilst boosting worker productivity.



VERDANTIX

Green Quadrant: IoT Platforms For Smart Buildings 2022









Business Intelligence overview

Enlighted offers specialized services to produce deep business insights from built environment and human interactive data. Our experts, with industry experience managing and reporting on IoT data, manage the process from initial discovery to dashboard or custom report delivery.

Project Phase	Description
Requirements Discovery	<ul style="list-style-type: none"> • Outline business objectives and desired insights and outcomes • Determine data input sources, frequency, and characteristics • Identify client team participants, stakeholders, and approvers • Determine preferred BI tool across choice of Salesforce Tableau, Microsoft Power BI, or SAP Cloud Analytics
Engagement Specification	<ul style="list-style-type: none"> • Document detailed data input, calculation, filters, and outcome specifications • Detail dashboard and/or reporting components and expectations • Coordinate across client team and obtain consensus and approval on specifications • Understand and document test data requirements and strategy to produce • Develop schedule for project delivery
Project Management	<ul style="list-style-type: none"> • Finalize scope of project with stakeholder consensus • Establish regular updates and project check points with clients • Manage all development resources to project specifications and delivery schedule • Uncover and raise issues that might impact outcomes and/or schedule
Testing & Validation	<ul style="list-style-type: none"> • Deliver a documented test plan with relevant test cases • Execute tests and document results with client validation • Obtain approval and sign-off of dashboard or custom report functionality
Delivery & Turn-over	<ul style="list-style-type: none"> • Package and deliver dashboard or report(s) with appropriate training and documentation to support client’s independent use • Validate proper functioning within client’s environment

Flexibility and options

Just as each client has different business profiles, Business Intelligence offers options to fit individual needs:

BI Reporting Tool	Output Format	Purchase Options
  	  	 

Enlighted is your partner for rapid business insight development

Benefits

- **Speed to insights:** Jumpstart business decisions with an extension of your data analysis team
- **Industry expertise:** Leverage experience deriving value from Enlighted sensors and application data
- **New possibilities:** Learn new ways to organize and report on data from the experts
- **New advancements:** Benefit from experience learned from other client engagements
- **Ready enhancements:** Turn to Enlighted when dashboards/reports require updating or extensions