

Plug Load Controller

PC-01-20



SPECIFICATION

The Enlighted Plug Load Controller (PLC) transforms receptacles in 20A circuits into controlled and metered smart receptacles for energy-efficiency and code-compliance. The PLC can also be used for other electrical circuit level control applications.

OVERVIEW

The Plug Load Controller enables energy savings by controlling plug loads through occupancy or schedule-based on/off control of receptacles on a circuit. The device is paired with a sensor or a group of sensors in the network to enable occupancy-based control. The controller features two sets of wires to separately power controlled and uncontrolled outlets, so that energy consumption on both uncontrolled and controlled circuits are separately measured. The Plug Load controller is plenum rated and is intended to be mounted on the outside of an electrical junction box.

FEATURES

Simplified Plug Load Control Management

- Easily configure and manage plug load behavior by adjusting software profiles for individual plug load controllers via the Enlighted Manage system
- Generate reports on outlet outages, carbon reduction, energy and financial savings
- Control capability is up to 20A
- Supports overrides for Demand Response or holiday events
- Mounts to a standard junction box via 1/2" knockout
- Plenum rated

Power Metering

- Energy metering chip measures the controlled and uncontrolled circuits simultaneously. This energy consumption data is collected at 60-second intervals and reported back to Manage every five minutes.

Standards-based Communications Protocols

- PLC uses industry standard wireless communication protocols and provides robust and mature capabilities.
- PLC is a wireless device that cannot be installed in a metal enclosure or underneath a raised floor.
- Any metal or concrete structures between the PLC, Sensors and Gateways will negatively impact wireless communication of these devices.

Data Security

- AES 128-bit encryption for wireless data transmission
- SSL encryption for TCP/IP data transmission
- Password protected access control.

Energy Utilization

- Group circuits or functional loads for coordinated control of plug loads
- Configurable with Manage for scheduled or occupancy-based control
- Gain visibility into historical usage patterns with reporting and trending capabilities in Manage.



Enlighted Plug Load Controller

L	3.74"	95 mm
W	1.65"	42 mm
H	1.22"	31 mm
Weight	5.6 oz	0.16 kg

ENLIGHTED SPECIFICATION SUBMITTAL

Job Name:

Job Number:

Product Code:

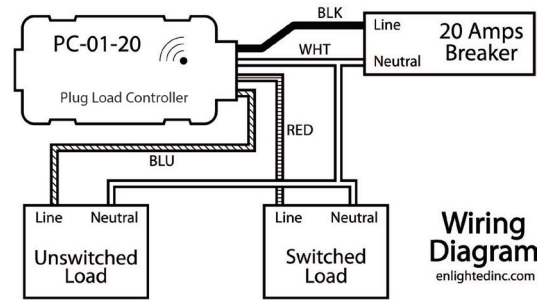
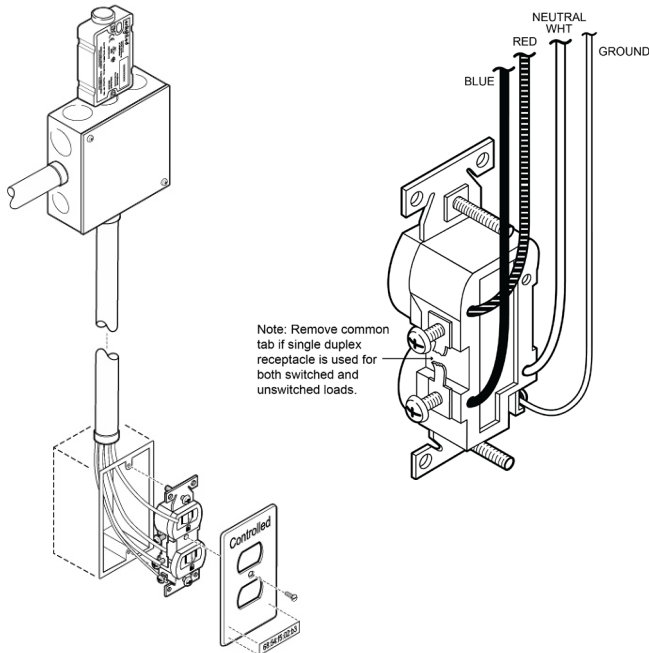
PC-01-20

Plug Load Controller

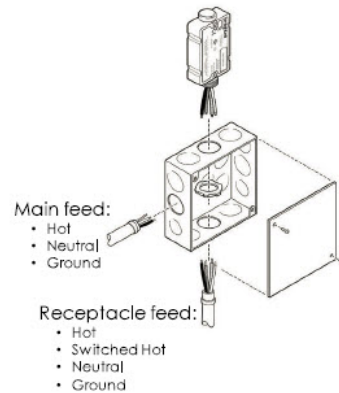
PC-01-20



WIRING AND INSTALLATION DIAGRAMS



Wiring Diagram
enlightedinc.com



Supply Leads	Voltage	Maximum	Hz
Line (Black) and Neutral (White)	120 through 277 VAC	20 Amps	50/60

Output Leads	Electrical Rating	Load Type
Red	277 VAC, 20A	Switched - Inductive, General Use
	277 VAC, 2 HP (10A)	Switched Motor
	120 VAC, 1 HP (16A)	Switched Motor
	277 VAC, 16A	Switched - Electronic Ballast (Driver)
Blue	20A	Unswitched

TECHNICAL SPECIFICATIONS

Input Voltage: 120 to 277 VAC
 Input Frequency: 50/60 Hz
 Operating: 32° to 122° F/ 0° to 50° C
 Radio Frequency: 2400–2483.5 MHz
 RF TX Output Power: 3.5 dBm
 Wireless Protocol: IEEE 802.15.4
 Wireless Range: 150 ft. radius (46 m)
 open field
 Maximum Output Current: 20 A

ORDERING INFORMATION

PC-01-20 Plug Load Controller

*To be used in North America until components and assembled units are depleted.

COMPLIANCE

United States
 Canada



WARRANTY: 5 years

Refer to www.enlightedinc.com/limited-warranty-terms for complete terms and conditions.